

The State of Mecklenburg's Children

Mecklenburg County's Children

More than 1 in 5 children live in poverty, a 76% increase in total number from 2007-2012

Only 51% of economically disadvantaged 3rd graders were on grade level in reading and math for 2011-12

In 2011-2012, there were approximately 2,495 children with substantiated reports of child abuse and neglect, a rate of 10 per 1,000 children



2012-13 Mecklenburg County Child Snapshot

| | |
|--|---------|
| Total number of children | 242,486 |
| Number of families with children | 121,754 |
| Children living in poverty | 52,368 |
| Total number of births | 13,734 |
| Students enrolled in Charlotte-Mecklenburg Schools | 141,171 |

Of the 84,191 children Birth to age 5, 19,165 (23%) are living in poverty

Nearly 1 in 11 babies were born underweight, 49% were Medicaid births, and 6% of babies were born to teen mothers

In 2012, an average 7,238 children received child care subsidy each month and an average 5,241 children were on the waiting list

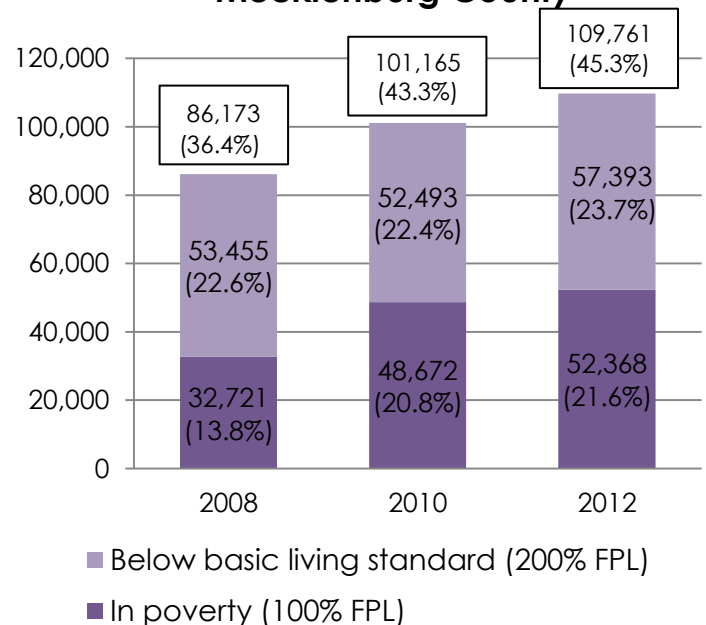
In Charlotte-Mecklenburg Schools, 42% of students are Black, 32% are White, 18% are Hispanic, 5% are Asian, and 3% are Other

More than half of CMS students (54%) are economically disadvantaged, and they consistently lag their more affluent peers in student achievement

The 4-year cohort graduation rate is 81% and over 1,200 students dropped out of school in 2011-2012

In 2011, only 45% of middle school students reported that they feel like they matter to people in their community, and 24% report having considered suicide

Children in Poverty in Mecklenburg County



Leading our community to stand up for every child's right to be safe, healthy and educated.

Good information for good decisions.

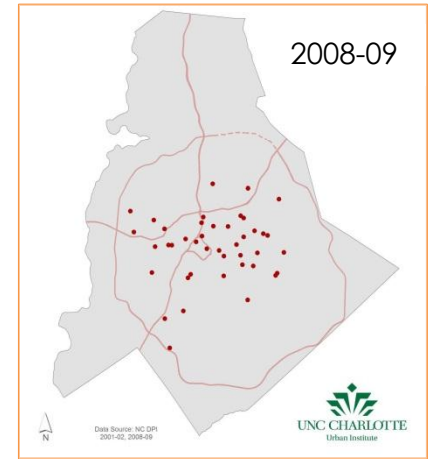
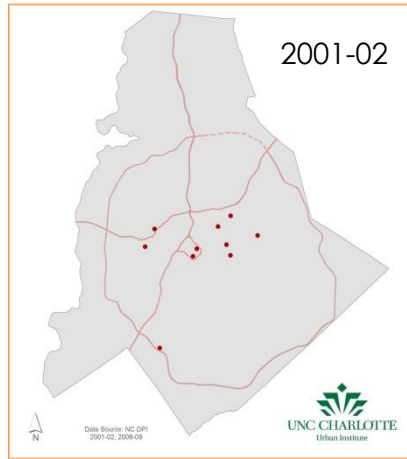
Better investments for better outcomes.

The number of high-poverty, high-minority schools in CMS has more than quadrupled in the past ten years.

High-Poverty, High-Minority Schools in Charlotte-Mecklenburg Schools

| | |
|---------|----|
| 2001-02 | 12 |
| 2008-09 | 42 |
| 2011-12 | 53 |

In 2011-12, 63% of elementary schools and 35% of middle and high schools were high-poverty, high-minority.



High-Poverty, High-Minority Schools in CMS

2011-12 School Year

