

## Mecklenburg County's Children

In 2013, 1 in 5 children were living in poverty, a 50% increase in total number from 2007-2013

Only 45.9% of economically disadvantaged 3rd graders were grade level proficient in reading (2013-14)

In 2013-2014, there were approximately 2,149 children with substantiated reports of child abuse and neglect, a rate of nearly 9 per 1,000 children



### 2013 Mecklenburg County Child Snapshot

Total number of children	245,521
Number of families with children	113,995
Children living in poverty	48,247
Total number of births	13,820
Students enrolled in Charlotte-Mecklenburg Schools	142,991

Of the 86,479 children Birth to age 5, 17,258 (20%) are living in poverty (2013)

Nearly 1 in 11 babies were born underweight in 2013, 37.6% were Medicaid births, and 5.5% of babies were born to teen mothers

As of July 7, 2014, there were 4,075 Mecklenburg County children on the waiting list to receive a child care subsidy and 6,650 children enrolled in child care subsidy

In Charlotte-Mecklenburg Schools, 41.2% of students are Black, 30.8% are White, 19.5% are Hispanic, 5.5% are Asian, and 3% are Other (2013-14)

Nearly 73% of students enrolled in CMS are economically disadvantaged, and they consistently lag behind their more affluent peers in student achievement (2013-14)

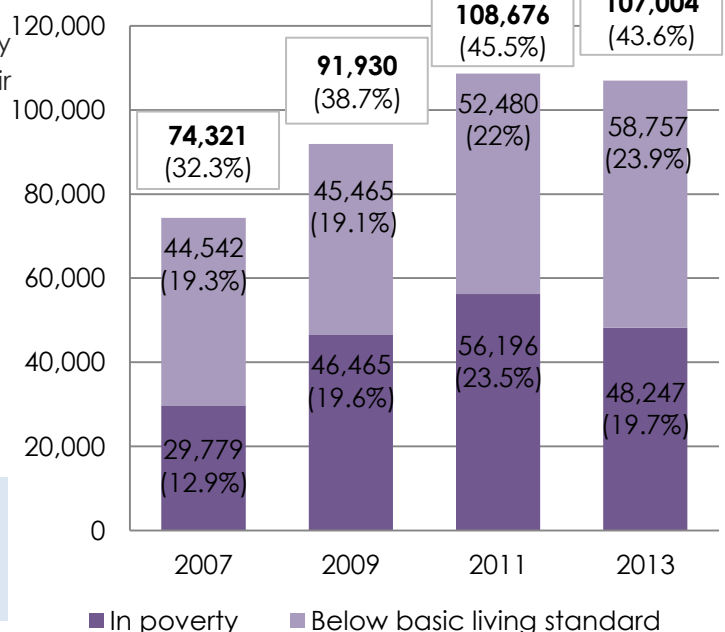
The 4-year cohort graduation rate is 85% (2013-14)

Almost 950 students dropped out of school in 2013-2014, down from 1231 (-23%) in 2012-13

In 2013, 55.9% of middle school students report being bullied on school property and 23.3% report having seriously considered suicide

**Good information for good decisions.  
Better investments for better outcomes.**

## Children in Need: Mecklenburg County

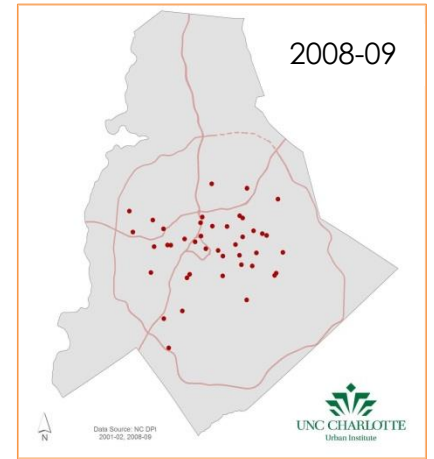
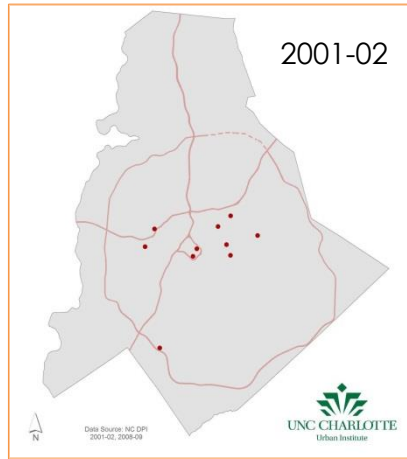


The number of high-poverty, high-minority schools in CMS has more than quadrupled in the past ten years.

**High-Poverty, High-Minority Schools in Charlotte-Mecklenburg Schools**

2001-02	12
2008-09	42
2011-12	53
2012-13	54

In 2012-13, 48 (53%) of elementary schools and 6 (19%) high schools were high-poverty, high-minority.



**High-Poverty, High-Minority Schools in CMS  
2012-13 School Year**

