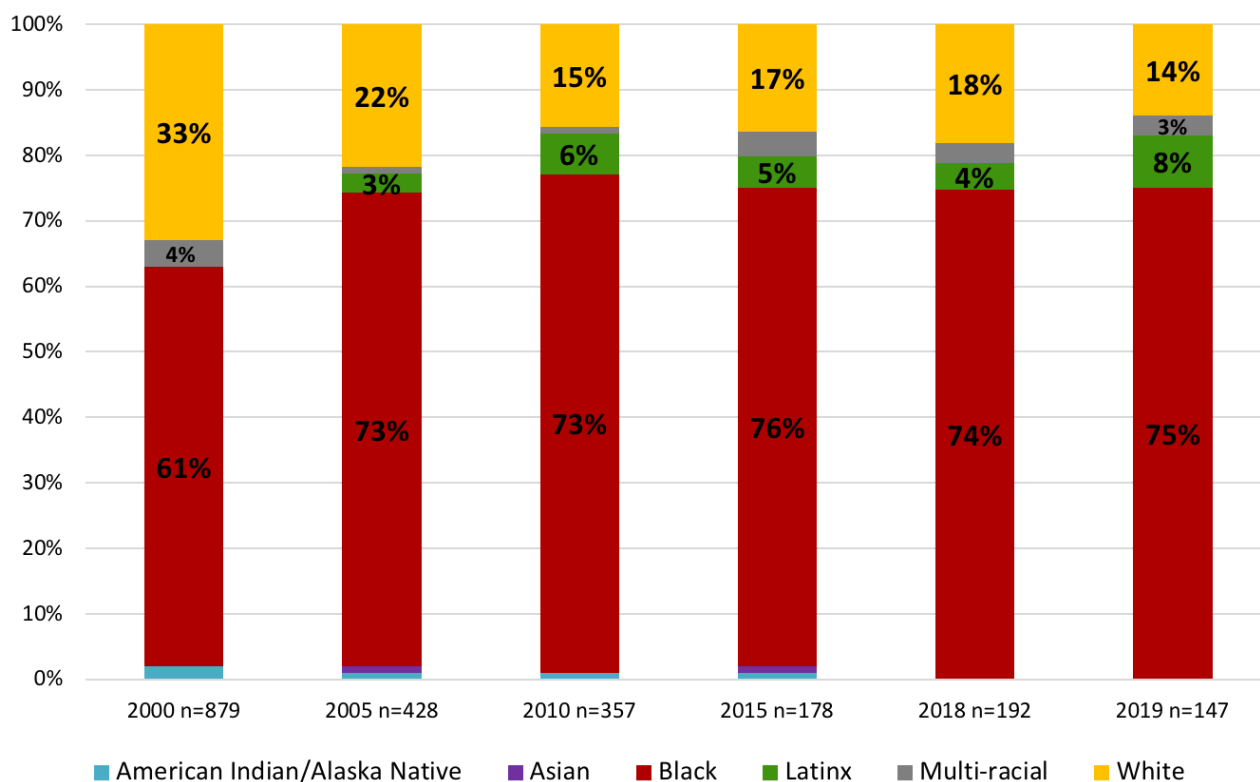




# Juvenile Justice in Mecklenburg County

## Racial and Ethnic Disparities (RED) in Juvenile Justice (formerly DMC - Disproportionate Minority Contact)

FY 2000-  
2019  
NC Youth  
committed  
to YDCs



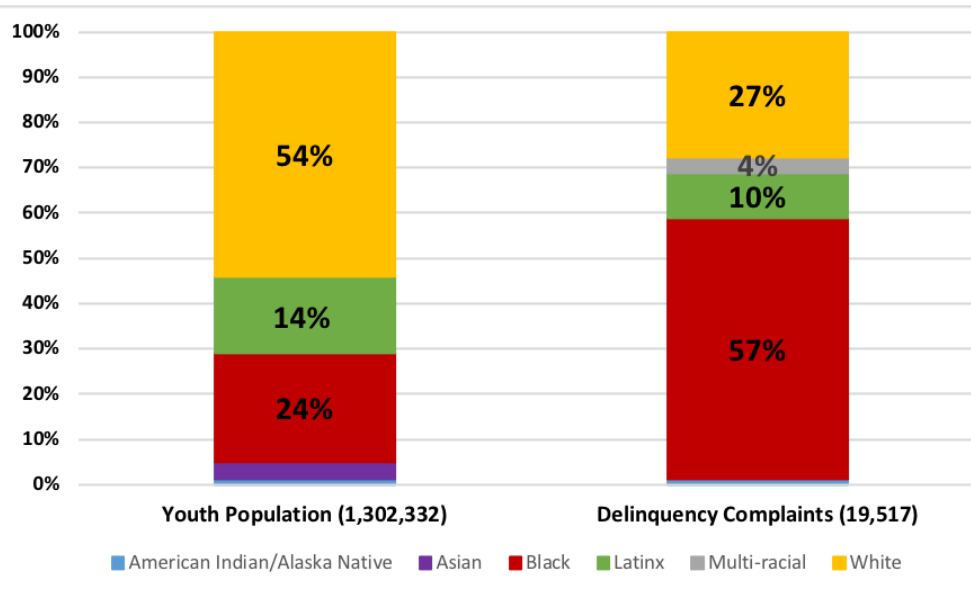
**Despite the decreasing number of youth committed, disparities have worsened.**

### The Juvenile Justice Reform Act of 2018 changed DMC to RED

- The word minority is not always accurate – in some jurisdictions, youth of color actually comprise the statistical majority
- Justice stakeholders advocate for achieving racial and ethnic equity – not simply reaching proportionality
- The language change strengthens the inclusion of ethnicity
- The Juvenile Justice Reform Act now requires states to not only identify but to also take steps to reduce racial and ethnic disparities in juvenile justice [1]

# Racial and Ethnic Disparities (RED) in Juvenile Justice

## FY 2019-2020 NC Delinquency Complaints



### What is RED in Juvenile Justice?

- Over-representation of youth of color in the justice system.
- Different processing, treatment, and outcomes for youth in juvenile justice based on their race/ethnicity.
- Unnecessary entry into the justice system and or more severe consequences in the juvenile justice system for youth of color [2,4].

### Why is there RED in Juvenile Justice?

- Conscious and unconscious racial/ethnic differential treatment (explicit/implicit bias) at the individual and system levels.
- Legislation that appears fair but has unintended consequences for youth of color.
- Differential opportunities for prevention and treatment.
- Failure to use data to drive decisions [3].

## 2019 NC DMC/RED Assessment Study

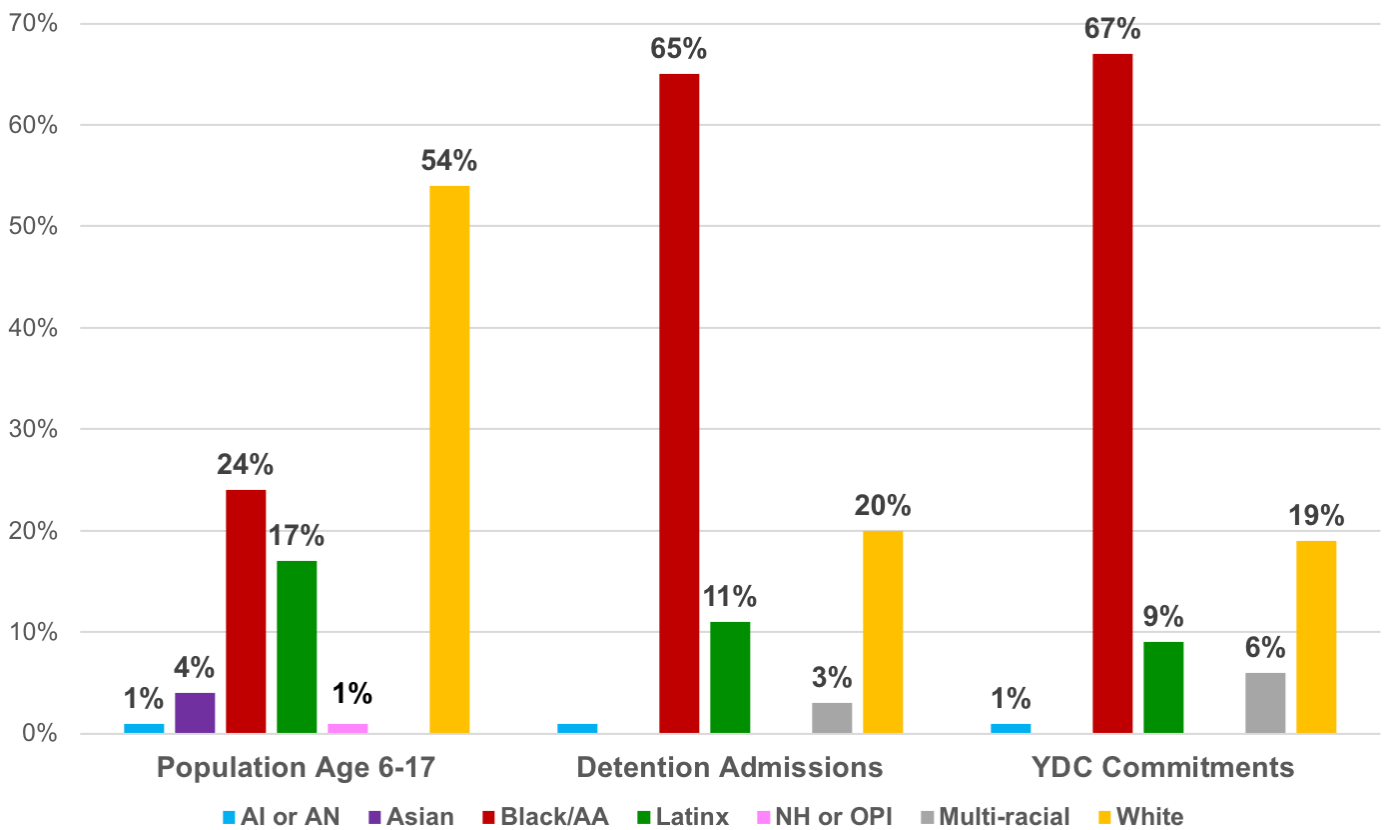
<https://files.nc.gov/ncdps/documents/files/DMC-Report-Final-.pdf>

**Relative Rate Indices (RRIs) divide occurrence at contact points by number of youth in the general population for a rate of comparison. OJJDP uses RRIs to assess racial RED across jurisdictions, using White youth as the reference group.**

Mecklenburg County Juvenile Justice - Secure Detention Rate is per 1,000 youth population/White is the reference group			
	African American/Black	Latinx	White
2010-2011	Rate = 20.5 RRI = 9.11	Rate = 10.4 RRI = 4.62	Rate = 2.25
2014-2015	Rate = 8.82 RRI = 17.19	Rate = .974 RRI = 1.89	Rate = .5128
2019-2020	Rate = 3.59 RRI = 23.77	Rate = 1.47 RRI = 9.73	Rate = .151

# Racial and Ethnic Disparities (RED) in Juvenile Justice

## FY19-20 Youth by Race/Ethnicity In Detention and YDCs



# FY 2019-2020 NC Complaint RRI

Complaints Received:	Number	RRI
White: 27%	5,351	
AA/Black: 57%	14,166	4.59
Cases Adjudicated:		
White: 33%	1,278	
AA/Black: 53%	3,205	5.51
Cases w/Secure Detention:		
White: 20%	334	
AA/Black: 65%	1,100	7.24
YDC Commitment:		
White: 19%	24	
AA/Black: 67%	83	7.63

# Racial and Ethnic Disparities (RED) in Juvenile Justice

## 8 REDuction Strategies

- Disaggregate data by race and ethnicity and use data to inform policy and practice.
- Collaborate with state and local agencies, police, judges, and community stakeholders.
- Change culture from punitive/procedural focus towards what's best for the youth, family, and community.
- Affiliate with national JJ reform initiatives.
- Create alternatives to detention, secure confinement, and formal system involvement.
- Develop an intentional focus on **RED** reduction.
- Cultivate leadership at both state and local levels.
- Make reducing **RED** a Long-Term Priority. [5]

## A Local Initiative

Race Matters for Juvenile Justice (RMJJ) is a collaborative leadership group working within our community to reduce disproportionality and disparate outcomes for children and families of color through institutional organizing, education, and workforce development.



### Mission

To build a collaboration of community stakeholders who will bring their constituencies to the table and partner in the Court's effort to reduce disproportionality and disparities.

### Vision

A Charlotte-Mecklenburg Community where the composition and outcomes of juvenile courts cannot be predicted by race and or ethnicity.

[www.rmjj.org](http://www.rmjj.org)

 @RMJJ\_NC

 facebook.com/RM4JJ/

 www.rmjj.org/



 @cfcrights

 facebook.com/CFCRights

 www.cfcrights.org



[1] The National Juvenile Justice and Delinquency Prevention Coalition. Overview of the Juvenile Justice Reform Act of 2018. <http://www.act4jj.org/sites/default/files/resource-files/JJDPA%20Reauthorization%20Summary%20December%202018.pdf>

[2] Office of Juvenile Justice and Delinquency Prevention -DMC Technical Assistance Manual, <https://www.ncjrs.gov/html/ojjdp/>

[3] McCarter, S. A. (2011). Disproportionate minority contact in the American juvenile justice system: Where are we after 20 years, a philosophy shift, and three amendments? *Journal of Forensic Social Work*, 1(1),96-107. DOI: 10/1080/ 1936928X.2011.541217

[4] Burns Institute. (nd). What is RED? Retrieved from <https://www.burnsinstitute.org/what-is-red/>

[5] Spinney et al. (2016) Case Studies of Nine Jurisdictions that Reduced Disproportionate Minority Contact in their Juvenile Justice Systems <https://www.ncjrs.gov/pdffiles1/ojjdp/grants/250301.pdf>